


CELLENION 
A BICO COMPANY

proteoCHIP LF 48

Automated and miniaturized end-to-end sample
preparation for label-free MS-based single cell proteomics




About proteoCHIP LF 48

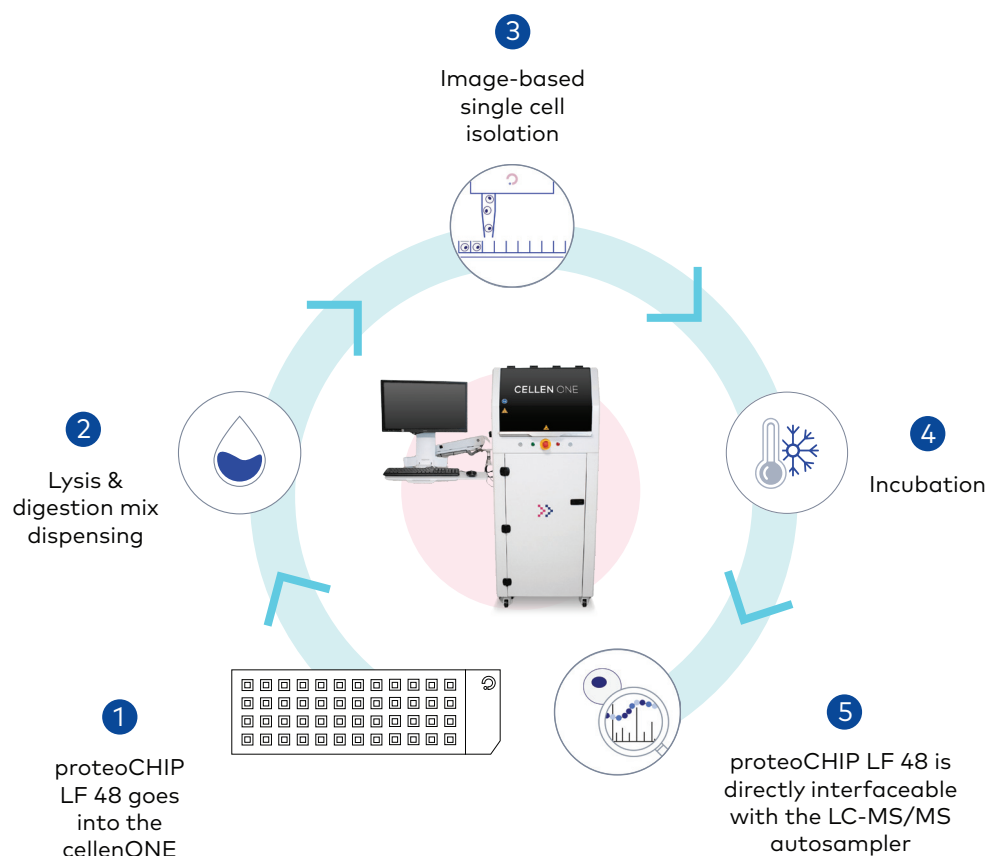
Cellenion's proteoCHIP product line is providing scientists with innovative tools to facilitate miniaturized sample preparation of individual cells for single cell proteomics workflows.

Recent improvements in sample processing and mass spectrometry instrumentation have enabled protein characterization at single cell resolution. Studying the proteome of individual cells enables the dissection of mechanisms concealed through bulk analysis. However, sample preparation workflows still harbor the potential to unleash the full capacities of single cell proteomics.

With its optimal design and accessories, the proteoCHIP LF 48 further extends the capabilities of cellenONE® single cell dispensing technology by enabling miniaturized sample preparation of individual cells in a label-free manner before mass spectrometry analysis.



proteoCHIP LF 48 Workflow



Watch the
workflow
in this video

Scan here



A versatile platform for single cell proteomics

With its microscope slide footprint, the proteoCHIP LF 48 allows novel miniaturized single cell proteomics applications in nanoliter-scale volumes.

The combination of cellenONE® + proteoCHIP LF 48 enables:

- Selection and isolation of single cells of interest (size, shape, fluorescence)
- Preparation of up to 144 single cells per run (48 wells per proteoCHIP, up to 3 chips per run)
- Massive reduction of manual handling steps and contamination issues
- Dispensing exactly the number of single cells required into each well of the chip, in case users want to work with small bulks

Benefits

High Throughput Workflow

- Simultaneously processing 3 sets of 48 wells
- Preparation of up to 144 single cells per run
- Overcoming evaporation issues to prevent sample drying

Miniaturization

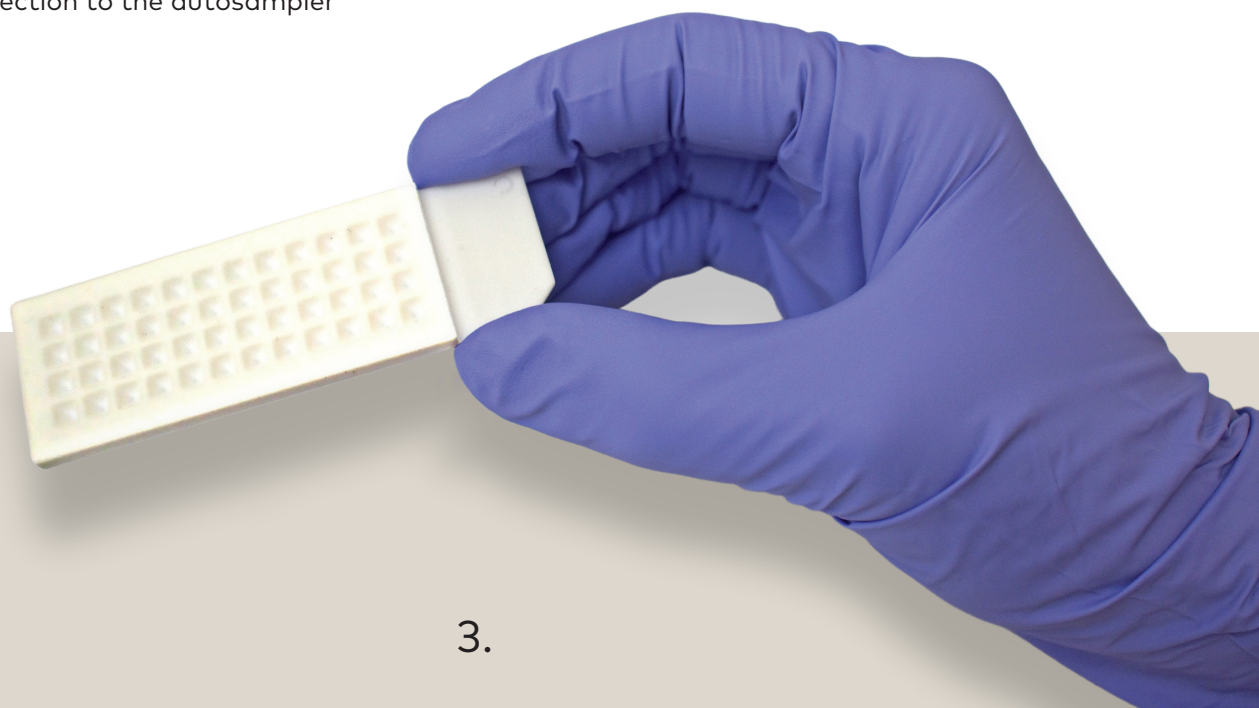
- Reducing reaction volume
- Saving sample and reagents
- Enhancing sensitivity

Simplification

- No vial exchange
- Pooling via centrifugation
- Direct connection to the autosampler

Automation

- No manual handling step
- No cross contamination



Workflow performance

- Identification and quantification of > 1000 proteins per single cell
- Increasing ID numbers with increased peptide input
- Good clustering and differentiation of two cell types
- Identification of specific proteins for each cell type

Want to learn more
about the results?

**Read our
application note!**



About cellenONE®



cellenONE® is a unique platform combining high accuracy single cell isolation and nanoliter reagent dispensing. Image-based cell isolation ensures only single cells of interest are isolated while gentle piezo-acoustic droplet generation preserves cell viability and gene expression. The same instrument also performs precision nanoliter dispensing of reagents (both aqueous and organic) allowing miniaturization of a range of single cell omics workflows.

For more information, visit:

<https://www.cellenion.com/products/cellenone/>

Related Products	Catalog Number
proteoCHIP LF 48 Set	C-PLF-48-3
proteoCHIP LF 48 Accessory Kit	C-PLF-48-AK
proteoCHIP LF 48 OF	C-PLF48OF-3

Cellenion SASU
60 Avenue Rockefeller
Bioserra 2, 69008
LYON France
Tel: +33 986 48 70 70
contact@cellenion.com
www.cellenion.com

SCIENION GmbH
Wagner-Régeny-Str. 15
D-12489 Berlin
Germany
Tel: +49 (0)30 6392 1700
support@scienion.com
www.scienion.com

SCIENION US, Inc
4405 E. Baseline Road
Suite #123
Phoenix, AZ. 85042
United States
Tel: +1 (888) 988-3842
USsalessupport@scienion.com

SCIENION (UK) Ltd
Building 2000,
Lakeside North Harbour,
Western Road,
Portsmouth
PO6 3EN
Tel: +44 (0) 1243 88 71 65
support@scienion.com